

*Agency of Administration*  
DEPARTMENT OF  
TAXES

**Susanne R. Young, Secretary**  
*Craig Bolio, Commissioner*



Fiscal Year 2022 Budget Request

# *Fiscal Year 2022 Budget Request*

*Agency of Administration*

**D E P A R T M E N T O F  
T A X E S**

**Susanne R. Young, Secretary**

*Craig Bolio, Commissioner,*

*Rebecca Sameroff, Deputy Tax Commissioner*

*Sharon Asay, Tax Finance Director*

*Budget Development*

*Holly S. Anderson, AoA Chief Financial Officer*

*Brenda Berry, AoA Deputy Chief Financial Officer*

*Jason Pinard, Financial Director II*

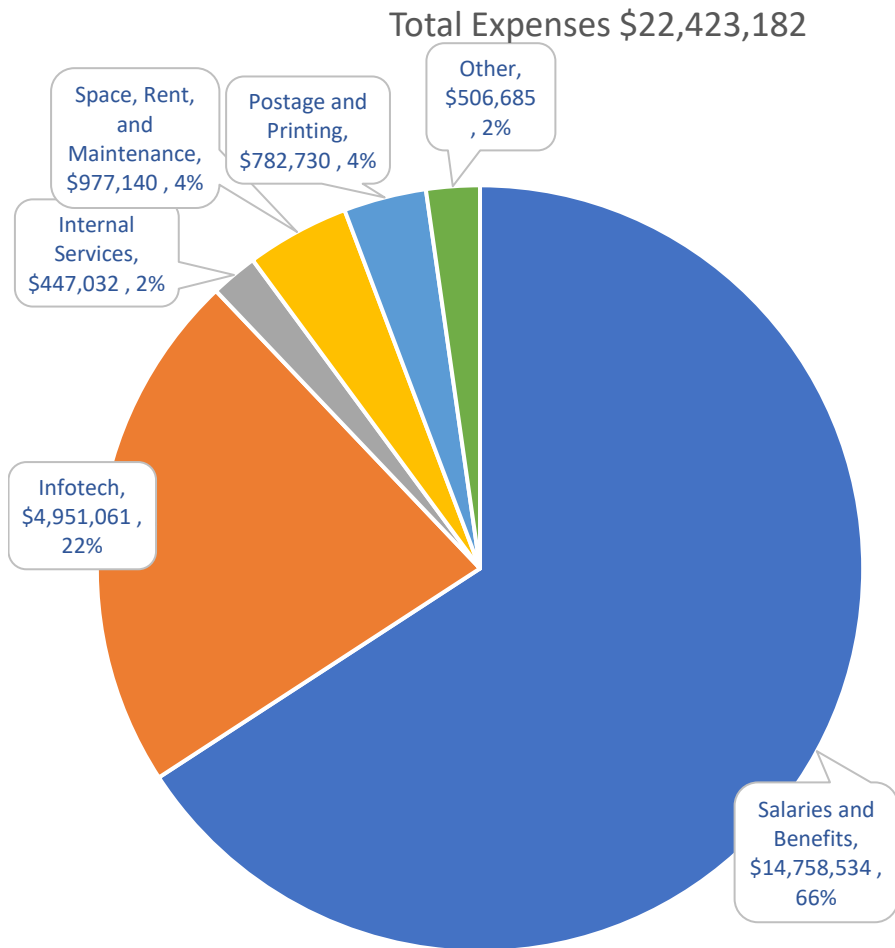
*Shawn Benham, Financial Director II*

*Fiscal Year 2022 Budget Request  
table of contents*

*Agency of Administration*  
**D E P A R T M E N T O F**  
**T A X E S**

Governor’s FY2022 Recommend, Summary & Highlights	4
FY2021 to FY2022 Crosswalk	6
Program Performance Measures Budget Reports	11
Budget Rollup Report	13
Budget Detail Report	15
Personnel Summary Reports & Organizational Charts	22
Interdepartmental Transfers Receipts Report	41
Grants to Non-State Government Entities Report	42

# Vermont Department of Taxes FY 2022 Budget



## • FY21 Big Initiatives and COVID-19 Response

- Transitioned approximately 85% of staff to remote work since March 2020
- Four Federal Grant Programs
  - Economic Recovery Grants
  - Land Records Digitization Grants
  - Local Government Expense Reimbursement Grants
  - Independent College Grants
- In total nearly \$200 million issued to Vermonters
- Due date extensions to 2020 tax season
- Upgraded the VTax system version

## • Upcoming projects

- Tax Season
- Renter Credit (Rebate) Reform Implementation
- Cannabis Excise Tax Implementation

# Vermont Department of Taxes FY 2022 Budget

## Our Mission:

To serve Vermonters by collecting the proper amount of revenue in a timely and efficient manner.

## Our Vision:

- Provide the best government service in the state
- Be recognized as the best place to work in Vermont state government

## Other Strategic Goals:

- Process taxes more efficiently
- Reduce the tax gap
- Improve taxpayer communication and increase transparency

# Vermont Department of Taxes FY 2022 Budget

	General \$\$	Transp \$\$	Special \$\$	Tobacco \$\$	Federal \$\$	Interdept'l Transfer \$\$	All other \$\$	Total \$\$
<b>Approp #1 [1140010000]: FY 2021 Approp</b>	<b>19,989,515</b>	<b>0</b>	<b>1,680,474</b>	<b>0</b>	<b>323,000</b>	<b>34,109</b>	<b>0</b>	<b>22,027,098</b>
<b>Total Approp. After FY 2021 Other Changes</b>	<b>19,989,515</b>	<b>0</b>	<b>1,680,474</b>	<b>0</b>	<b>323,000</b>	<b>34,109</b>	<b>0</b>	<b>22,027,098</b>
Coronavirus Relief Fund (CRF) to General Fund Transfer	323,000				(323,000)			0
Salary and Benefit Increases	393,867							393,867
ADS Service Level Agreement (SLA)	20,026							20,026
Agency Fee Decrease	(35,112)							(35,112)
Internal Service Fund (ISF) and Single Audit Allocation Increases	110,192		7,111					117,303
Reduction in Temporary Staffing	(100,000)							(100,000)
Increased appropriation for spending authority on special funds	(319,223)		319,223					0
<b>Subtotal of Increases/Decreases</b>	<b>392,750</b>	<b>0</b>	<b>326,334</b>	<b>0</b>	<b>(323,000)</b>	<b>0</b>	<b>0</b>	<b>396,084</b>
<b>FY 2022 Governor Recommend</b>	<b>20,382,265</b>	<b>0</b>	<b>2,006,808</b>	<b>0</b>	<b>0</b>	<b>34,109</b>	<b>0</b>	<b>22,423,182</b>

## Increases:

- Salaries and Benefits
- Internal Service Funds

## Decreases:

- Temporary staffing

# Vermont Department of Taxes FY 2022 Budget

**Program:** Personal Income Tax Processing and Refund Review

**Goals:**

- Ensure proper amount of tax is paid
- Prevent identity theft and other fraud
- Return valid tax refunds to Vermonters quickly

Performance Measure	CY2019	CY2020
Erroneous refunds prevented (\$\$)	5.6M	7M
Timely filed refunds processed within 45 days of due date (%)	92%	95%
Refunds issued within 30 days of filing (%)	75%	73%

# Vermont Department of Taxes FY 2022 Budget

**Program:** Property Tax Credit

**Goals:**

- Provide property tax relief to Vermonters
  
- Prevent improper payments

Performance Measure	CY2019	CY2020
Property tax adjustments granted (\$)	182.4M (FY20)	187.8M (FY21)
Erroneous payments prevented (\$)	13M	14.5M
Claims requiring manual review (%)	18%	16%



# Vermont Department of Taxes FY 2022 Budget

## Program: Renter Rebate

### Goals:

- Provide housing cost relief to Vermont renters
- Prevent improper payments
- Issue valid claims to Vermonters quickly

Performance Measure	CY2019	CY2020
Amount of renter rebates granted (\$)	8M	8.1M
Erroneous payments prevented (\$)	4M	3.4M
Claims issued within 60 days of filing (%)	60%	77%

# Vermont Department of Taxes FY 2020 Budget

## Program: Current Use

### Goals:

- Provide accurate, fair, transparent administration of Current Use reductions
- Ensure timely and accurate determinations on enrollments
- Provide accurate data for the Administration to provide Hold Harmless payments to towns for foregone revenue

Performance Measure	CY2019	CY2020
Amount of Savings to Landowners	61m	61m
Percentage of Applications Processed by April 15 (%)	54%	39%

DEPARTMENT NAME		Financial Info							
Programs	Financial Category	GF \$\$	TF \$\$	Spec F (incl tobacco) \$\$	Fed F \$\$	All other funds \$\$	Total funds \$\$	Authorized Positions (if available)	\$ Amounts granted out (if available)
<b>PROGRAM NAME</b>									
Personal Income Tax Processing and Fraud Review	FY 2020 Actual expenditures	\$ 6,903,006.50		\$ -	\$ -	\$ -	\$ 6,903,006.50	0	\$ -
	FY 2021 estimated expenditures (including requested budget adjustments)	\$ 7,010,017.00		\$ -	\$ -	\$ -	\$ 7,010,017.00	0	\$ -
	FY 2022 Budget Request for Governor's Recommendation	\$ 7,123,288.00		\$ -	\$ -	\$ -	\$ 7,123,288.00	0	\$ -
<b>PROGRAM NAME</b>									
Property Tax Credit	FY 2020 Actual expenditures	\$ 490,879.00		\$ -	\$ -	\$ -	\$ 490,879.00	0	\$ 16,621,012.75
	FY 2021 estimated expenditures (including requested budget adjustments)	\$ 498,489.00		\$ -	\$ -	\$ -	\$ 498,489.00	0	\$ 17,100,000.00
	FY 2022 Budget Request for Governor's Recommendation	\$ 506,544.00		\$ -	\$ -	\$ -	\$ 506,544.00	0	\$ 18,600,000.00
<b>PROGRAM NAME</b>									
Renter Rebate	FY 2020 Actual expenditures	\$ 504,310.00		\$ -	\$ -	\$ -	\$ 504,310.00	0	\$ 9,651,471.00
	FY 2021 estimated expenditures (including requested budget adjustments)	\$ 512,128.00		\$ -	\$ -	\$ -	\$ 512,128.00	0	\$ 9,500,000.00
	FY 2022 Budget Request for Governor's Recommendation	\$ 520,403.00		\$ -	\$ -	\$ -	\$ 520,403.00	0	\$ 9,500,000.00
<b>PROGRAM NAME</b>									
Current Use	FY 2020 Actual expenditures	\$ 459,162.00		\$ 518,000.00	\$ -	\$ -	\$ 977,162.00	0	\$ -
	FY 2021 estimated expenditures (including requested budget adjustments)	\$ 466,279.00		\$ 518,000.00	\$ -	\$ -	\$ 984,279.00	0	\$ -
	FY 2022 Budget Request for Governor's Recommendation	\$ 473,814.00		\$ 518,000.00	\$ -	\$ -	\$ 991,814.00	0	\$ -
<b>PROGRAM NAME</b>									
General Administration	FY 2020 Actual expenditures	\$ 11,292,902.00		\$ 1,052,888.00	\$ -	\$ 34,109.00	\$ 12,379,899.00	0	\$ -
	FY 2021 estimated expenditures (including requested budget adjustments)	\$ 11,502,602.00		\$ 1,162,474.00	\$ 323,000.00	\$ 34,109.00	\$ 13,022,185.00	0	\$ -
	FY 2022 Budget Request for Governor's Recommendation	\$ 11,758,216.00		\$ 1,488,808.00	\$ -	\$ 34,109.00	\$ 13,281,133.00	0	\$ -
<b>PROGRAM NAME</b>									
Payments in lieu of taxes - correctional facilities	FY 2020 Actual expenditures			\$ -	\$ -	\$ -	\$ -	0	\$ 40,000.00
	FY 2021 estimated expenditures (including requested budget adjustments)			\$ -	\$ -	\$ -	\$ -	0	\$ 40,000.00
	FY 2022 Budget Request for Governor's Recommendation			\$ -	\$ -	\$ -	\$ -	0	\$ 40,000.00
<b>PROGRAM NAME</b>									
Payments in lieu of taxes - Montpelier	FY 2020 Actual expenditures			\$ -	\$ -	\$ -	\$ -	0	\$ 184,000.00
	FY 2021 estimated expenditures (including requested budget adjustments)			\$ -	\$ -	\$ -	\$ -	0	\$ 184,000.00
	FY 2022 Budget Request for Governor's Recommendation			\$ -	\$ -	\$ -	\$ -	0	\$ 184,000.00
<b>PROGRAM NAME</b>									
Payments in lieu of taxes	FY 2020 Actual expenditures			\$ -	\$ -	\$ -	\$ -	0	\$ 8,750,000.00
	FY 2021 estimated expenditures (including requested budget adjustments)			\$ -	\$ -	\$ -	\$ -	0	\$ 9,250,000.00
	FY 2022 Budget Request for Governor's Recommendation			\$ -	\$ -	\$ -	\$ -	0	\$ 9,750,000.00
<b>PROGRAM NAME</b>									
Reappraisal and listing payments	FY 2020 Actual expenditures	\$ -		\$ -	\$ -	\$ -	\$ -	0	\$ 3,390,105.00
	FY 2021 estimated expenditures (including requested budget adjustments)	\$ -		\$ -	\$ -	\$ -	\$ -	0	\$ -
	FY 2022 Budget Request for Governor's Recommendation			\$ -	\$ -	\$ -	\$ -	0	\$ 3,313,356.00
<b>PROGRAM NAME</b>									
Use Tax Reimbursement Fund - Municipal Current Use (Hold Harmless Payments)	FY 2020 Actual expenditures			\$ -	\$ -	\$ -	\$ -	0	\$ 16,563,527.00
	FY 2021 estimated expenditures (including requested budget adjustments)			\$ -	\$ -	\$ -	\$ -	0	\$ 17,120,500.00
	FY 2022 Budget Request for Governor's Recommendation			\$ -	\$ -	\$ -	\$ -	0	\$ 17,824,193.00
	<b>FY 2020 Actuals</b>	\$ 19,650,259.50	\$ -	\$ 1,570,888.00	\$ -	\$ 34,109.00	\$ 21,255,256.50	-	\$ 55,200,115.75
	<b>FY 2021 Estimated</b>	\$ 19,989,515.00	\$ -	\$ 1,680,474.00	\$ 323,000.00	\$ 34,109.00	\$ 22,027,098.00	-	\$ 53,194,500.00
	<b>FY 2022 Budget Request</b>	\$ 20,382,265.00	\$ -	\$ 2,006,808.00	\$ -	\$ 34,109.00	\$ 22,423,182.00	-	\$ 59,211,549.00

**Programmatic Performance Measure Report**

**Attachment A-2**

Department of Taxes	Performance Measure Info				
Programs	Measure Name	Measure Type	Previous Period Value	Current Period Value	Reporting Period
<b>PROGRAM #1 NAME</b>					
Personal Income Tax Processing and Fraud Review	Erroneous refunds prevented (\$\$)	How Much?	\$ 5,600,000	\$ 7,020,290	CY
	Timely filed refunds issued by 45 days after due (%)	How Well?	92%	95%	CY
	Refunds Issued within 30 days (%)	How Well?	75%	73%	CY
<b>PROGRAM #2 NAME</b>					
Property Tax Credits	Amount of property tax adjustments granted (\$)	How Much?	\$ 182,400,000	\$ 187,800,000	SFY
	Erroneous PTAs prevented (\$)	How Well?	\$ 13,000,000.00	\$ 14,546,073.00	CY
	Percentage of claims requiring manual review	How Well?	18%	16%	CY
<b>PROGRAM #3 NAME</b>					
Renter Rebate	Amount of renter rebate granted (\$)	How Much?	\$ 8,000,000	\$ 8,100,000	CY
	Erroneous claims prevented (\$)	How Well?	\$ 4,000,000	\$ 3,379,745	CY
	Percentage of claims issued within 60 days (%)	How Well?	60%	77%	CY
<b>PROGRAM #4 NAME</b>					
Current Use	Amount of savings to landowners (\$)	Better Off?	\$ 61,000,000	\$ 61,000,000	CY
	Applications processed by April 15 (%)	How Well?	54%	39%	CY
	Average days for Tax Dept processing	How Well?	105	105	CY
<b>PROGRAM #5 NAME</b>					
Program name and description					

## State of Vermont Budget Rollup Report

Organization: 1140010000 - Tax - administration/collection

### Budget Object Group: 1. PERSONAL SERVICES

Budget Object Rollup Name	FY2020 Actuals	FY2021 Original As Passed Budget	FY2021 Governor's BAA Recommended Budget	FY2022 Governor's Recommended Budget	Difference Between FY2022 Governor's Recommend and FY2021 As Passed	Percent Change FY2022 Governor's Recommend and FY2021 As Passed
Salaries and Wages	9,024,048	9,411,770	9,411,770	9,529,054	117,284	1.2%
Fringe Benefits	4,529,040	4,945,019	4,945,019	5,129,480	184,461	3.7%
Contracted and 3rd Party Service	1,475,218	1,570,562	1,570,562	1,570,562	0	0.0%
PerDiem and Other Personal Services	24,598	130,500	130,500	130,500	0	0.0%
<b>Budget Object Group Total: 1. PERSONAL SERVICES</b>	<b>15,052,904</b>	<b>16,057,851</b>	<b>16,057,851</b>	<b>16,359,596</b>	<b>301,745</b>	<b>1.9%</b>

### Budget Object Group: 2. OPERATING

Budget Object Rollup Name	FY2020 Actuals	FY2021 Original As Passed Budget	FY2021 Governor's BAA Recommended Budget	FY2022 Governor's Recommended Budget	Difference Between FY2022 Governor's Recommend and FY2021 As Passed	Percent Change FY2022 Governor's Recommend and FY2021 As Passed
Equipment	209,841	214,317	214,317	214,317	0	0.0%
IT/Telecom Services and Equipment	3,271,938	3,139,010	3,139,010	3,145,992	6,982	0.2%
Travel	77,242	68,563	68,563	68,563	0	0.0%
Supplies	95,881	114,450	114,450	114,450	0	0.0%
Other Purchased Services	1,377,610	1,120,189	1,120,189	1,092,475	(27,714)	-2.5%
Other Operating Expenses	212,583	339,400	339,400	379,842	40,442	11.9%
Rental Other	22,400	18,000	18,000	18,000	0	0.0%
Rental Property	850,951	816,471	816,471	891,100	74,629	9.1%
Property and Maintenance	47,815	127,990	127,990	127,990	0	0.0%
Rentals	0	10,857	10,857	10,857	0	0.0%
<b>Budget Object Group Total: 2. OPERATING</b>	<b>6,166,261</b>	<b>5,969,247</b>	<b>5,969,247</b>	<b>6,063,586</b>	<b>94,339</b>	<b>1.6%</b>

**State of Vermont  
Budget Rollup Report**

Organization: 1140010000 - Tax - administration/collection

Budget Object Group: 3. GRANTS

Budget Object Rollup Name	FY2020 Actuals			FY2022 Governor's Recommended Budget	Difference Between FY2022 Governor's Recommend and As Passed	Percent Change FY2022 Governor's Recommend and As Passed
Grants Rollup	27,092	0	0	0	0	0.0%
<b>Budget Object Group Total: 3. GRANTS</b>	<b>27,092</b>	<b>0</b>	<b>0</b>	<b>0</b>		<b>0.0%</b>

<b>Total Expenses</b>	<b>21,246,257</b>	<b>22,027,098</b>	<b>22,027,098</b>	<b>22,423,182</b>	<b>396,084</b>	<b>1.8%</b>
-----------------------	-------------------	-------------------	-------------------	-------------------	----------------	-------------

Fund Name	FY2020 Actuals	FY2021 Original As Passed Budget	FY2021 Governor's BAA Recommended Budget	FY2022 Governor's Recommended Budget	Difference Between FY2022 Governor's Recommend and FY2021 As Passed	Percent Change FY2022 Governor's Recommend and FY2021 As Passed
General Funds	19,624,988	19,989,515	19,989,515	20,382,265	392,750	2.0%
Special Fund	1,175,895	1,680,474	1,680,474	2,006,808	326,334	19.4%
Coronavirus Relief Fund	302,807	323,000	323,000	0	(323,000)	-100.0%
IDT Funds	142,566	34,109	34,109	34,109	0	0.0%
<b>Funds Total</b>	<b>21,246,257</b>	<b>22,027,098</b>	<b>22,027,098</b>	<b>22,423,182</b>	<b>396,084</b>	<b>1.8%</b>

Position Count				149	
FTE Total				148.8	

## State of Vermont Budget Detail Report

Organization: 1140010000 - Tax - administration/collection

### Budget Object Group: 1. PERSONAL SERVICES

		FY2020 Actuals	FY2021 Original As Passed Budget	FY2021 Governor's BAA Recommended Budget	FY2022 Governor's Recommended Budget	Difference Between FY2022 Governor's Recommend and FY2021 As Passed	Percent Change FY2022 Governor's Recommend and FY2021 As Passed
<b>Salaries and Wages</b>							
Description	Code						
Classified Employees	500000	8,980,130	8,306,173	8,306,173	8,509,025	202,852	2.4%
Exempt	500010	0	1,070,297	1,070,297	1,084,729	14,432	1.3%
Temporary Employees	500040	0	370,000	370,000	270,000	(100,000)	-27.0%
Overtime	500060	43,918	15,300	15,300	15,300	0	0.0%
Vacancy Turnover Savings	508000	0	(350,000)	(350,000)	(350,000)	0	0.0%
<b>Total: Salaries and Wages</b>		<b>9,024,048</b>	<b>9,411,770</b>	<b>9,411,770</b>	<b>9,529,054</b>	<b>117,284</b>	<b>1.2%</b>

		FY2020 Actuals	FY2021 Original As Passed Budget	FY2021 Governor's BAA Recommended Budget	FY2022 Governor's Recommended Budget	Difference Between FY2022 Governor's Recommend and FY2021 As Passed	Percent Change FY2022 Governor's Recommend and FY2021 As Passed
<b>Fringe Benefits</b>							
Description	Code						
FICA - Classified Employees	501000	661,480	635,436	635,436	650,942	15,506	2.4%
FICA - Exempt	501010	0	81,879	81,879	82,981	1,102	1.3%
Health Ins - Classified Empl	501500	1,877,031	1,819,269	1,819,269	1,911,372	92,103	5.1%
Health Ins - Exempt	501510	0	205,200	205,200	196,860	(8,340)	-4.1%
Retirement - Classified Empl	502000	1,812,837	1,727,606	1,727,606	1,813,083	85,477	4.9%
Retirement - Exempt	502010	0	224,589	224,589	222,243	(2,346)	-1.0%
Dental - Classified Employees	502500	106,890	107,844	107,844	107,844	0	0.0%
Dental - Exempt	502510	0	10,032	10,032	9,196	(836)	-8.3%
Life Ins - Classified Empl	503000	29,469	35,051	35,051	29,448	(5,603)	-16.0%
Life Ins - Exempt	503010	0	4,518	4,518	4,078	(440)	-9.7%
LTD - Classified Employees	503500	2,741	1,756	1,756	1,682	(74)	-4.2%
LTD - Exempt	503510	0	2,461	2,461	2,495	34	1.4%
EAP - Classified Empl	504000	4,415	4,384	4,384	4,384	0	0.0%
EAP - Exempt	504010	0	384	384	384	0	0.0%
Employee Tuition Costs	504530	529	2,000	2,000	2,000	0	0.0%
Workers Comp - Ins Premium	505200	25,454	46,610	46,610	54,488	7,878	16.9%

## State of Vermont Budget Detail Report

### Organization: 1140010000 - Tax - administration/collection

Unemployment Compensation	505500	4,939	26,700	26,700	26,700	0	0.0%
Catamount Health Assessment	505700	3,254	9,300	9,300	9,300	0	0.0%
<b>Total: Fringe Benefits</b>		<b>4,529,040</b>	<b>4,945,019</b>	<b>4,945,019</b>	<b>5,129,480</b>	<b>184,461</b>	<b>3.7%</b>

		FY2020 Actuals	FY2021 Original As Passed Budget	FY2021 Governor's BAA Recommended Budget	FY2022 Governor's Recommended Budget	Difference Between FY2022 Governor's Recommend and FY2021 As Passed	Percent Change FY2022 Governor's Recommend and FY2021 As Passed
<b>Contracted and 3rd Party Service</b>							
Description	Code						
Contr&3Rd Pty-Educ & Training	507350	835	18,000	18,000	18,000	0	0.0%
Contr&3Rd Pty - Info Tech	507550	1,416,519	1,507,562	1,507,562	1,507,562	0	0.0%
Other Contr and 3Rd Pty Serv	507600	12,964	0	0	0	0	0.0%
Recording & Other Fees	507620	44,900	45,000	45,000	45,000	0	0.0%
<b>Total: Contracted and 3rd Party Service</b>		<b>1,475,218</b>	<b>1,570,562</b>	<b>1,570,562</b>	<b>1,570,562</b>	<b>0</b>	<b>0.0%</b>

		FY2020 Actuals	FY2021 Original As Passed Budget	FY2021 Governor's BAA Recommended Budget	FY2022 Governor's Recommended Budget	Difference Between FY2022 Governor's Recommend and FY2021 As Passed	Percent Change FY2022 Governor's Recommend and FY2021 As Passed
<b>PerDiem and Other Personal Services</b>							
Description	Code						
Per Diem	506000	16,360	20,000	20,000	20,000	0	0.0%
Other Personal Services	506199	0	323,000	323,000	0	(323,000)	-100.0%
Other Pers Serv	506200	0	(223,000)	(223,000)	100,000	323,000	-144.8%
Transcripts	506220	1,232	500	500	500	0	0.0%
Service of Papers	506240	7,006	10,000	10,000	10,000	0	0.0%
<b>Total: PerDiem and Other Personal Services</b>		<b>24,598</b>	<b>130,500</b>	<b>130,500</b>	<b>130,500</b>	<b>0</b>	<b>0.0%</b>

<b>Total: 1. PERSONAL SERVICES</b>		<b>15,052,904</b>	<b>16,057,851</b>	<b>16,057,851</b>	<b>16,359,596</b>	<b>301,745</b>	<b>1.9%</b>
------------------------------------	--	-------------------	-------------------	-------------------	-------------------	----------------	-------------



**State of Vermont  
Budget Detail Report**

Organization: 1140010000 - Tax - administration/collection

Budget Object Group: 2. OPERATING

<b>Equipment</b>		<b>FY2020 Actuals</b>	<b>FY2021 Original As Passed Budget</b>	<b>FY2021 Governor's BAA Recommended Budget</b>	<b>FY2022 Governor's Recommended Budget</b>	<b>Difference Between FY2022 Governor's Recommend and FY2021 As Passed</b>	<b>Percent Change FY2022 Governor's Recommend and FY2021 As Passed</b>
<b>Description</b>	<b>Code</b>						
Hardware - Desktop & Laptop Pc	522216	90,106	40,000	40,000	40,000	0	0.0%
Hw - Printers,Copiers,Scanners	522217	9,387	9,500	9,500	9,500	0	0.0%
Hardware - Data Network	522273	6,855	0	0	0	0	0.0%
Software-Security	522288	100,125	161,000	161,000	161,000	0	0.0%
Furniture & Fixtures	522700	3,369	3,817	3,817	3,817	0	0.0%
<b>Total: Equipment</b>		<b>209,841</b>	<b>214,317</b>	<b>214,317</b>	<b>214,317</b>	<b>0</b>	<b>0.0%</b>

<b>IT/Telecom Services and Equipment</b>		<b>FY2020 Actuals</b>	<b>FY2021 Original As Passed Budget</b>	<b>FY2021 Governor's BAA Recommended Budget</b>	<b>FY2022 Governor's Recommended Budget</b>	<b>Difference Between FY2022 Governor's Recommend and FY2021 As Passed</b>	<b>Percent Change FY2022 Governor's Recommend and FY2021 As Passed</b>
<b>Description</b>	<b>Code</b>						
ADS VOIP Expense	516605	601	0	0	0	0	0.0%
Internet	516620	3,720	4,000	4,000	4,000	0	0.0%
Telecom-Toll Free Phone Serv	516657	1,213	5,000	5,000	5,000	0	0.0%
Telecom-Wireless Phone Service	516659	23,394	25,000	25,000	25,000	0	0.0%
ADS Enterp App Supp SOV Emp Exp	516660	999,747	211,438	211,438	994,160	782,722	370.2%
ADS App Support SOV Emp Exp	516661	922,295	1,724,257	1,724,257	961,561	(762,696)	-44.2%
ADS End User Computing Exp.	516662	744,681	0	0	0	0	0.0%
ADS Hosting Charges	516663	0	689,170	689,170	689,170	0	0.0%
ADS Security SOV Employee Exp.	516665	234,437	0	0	0	0	0.0%
ADS EA SOV Employee Expense	516667	11,880	0	0	0	0	0.0%
It Intsvccost-Vision/Isdassess	516671	140,741	142,642	142,642	139,437	(3,205)	-2.2%
ADS Centrex Exp.	516672	1,074	0	0	0	0	0.0%
ADS Allocation Exp.	516685	185,648	192,252	192,252	182,413	(9,839)	-5.1%
ADS ACD Exp.	516686	0	145,251	145,251	145,251	0	0.0%
Hw - Computer Peripherals	522201	2,506	0	0	0	0	0.0%
<b>Total: IT/Telecom Services and Equipment</b>		<b>3,271,938</b>	<b>3,139,010</b>	<b>3,139,010</b>	<b>3,145,992</b>	<b>6,982</b>	<b>0.2%</b>

## State of Vermont Budget Detail Report

Organization: 1140010000 - Tax - administration/collection

		FY2020 Actuals	FY2021 Original As Passed Budget	FY2021 Governor's BAA Recommended Budget	FY2022 Governor's Recommended Budget	Difference Between FY2022 Governor's Recommend and FY2021 As Passed	Percent Change FY2022 Governor's Recommend and FY2021 As Passed
<b>Other Operating Expenses</b>							
Description	Code						
Other Operating Expense	523199	0	128,855	128,855	128,855	0	0.0%
Single Audit Allocation	523620	202,683	190,545	190,545	230,987	40,442	21.2%
Registration & Identification	523640	9,900	20,000	20,000	20,000	0	0.0%
<b>Total: Other Operating Expenses</b>		<b>212,583</b>	<b>339,400</b>	<b>339,400</b>	<b>379,842</b>	<b>40,442</b>	<b>11.9%</b>

		FY2020 Actuals	FY2021 Original As Passed Budget	FY2021 Governor's BAA Recommended Budget	FY2022 Governor's Recommended Budget	Difference Between FY2022 Governor's Recommend and FY2021 As Passed	Percent Change FY2022 Governor's Recommend and FY2021 As Passed
<b>Other Purchased Services</b>							
Description	Code						
Insurance Other Than Empl Bene	516000	4,663	7,625	7,625	3,855	(3,770)	-49.4%
Insurance - General Liability	516010	19,799	41,293	41,293	46,702	5,409	13.1%
Dues	516500	41,660	48,500	48,500	48,500	0	0.0%
Licenses	516550	2,100	1,200	1,200	1,200	0	0.0%
Telecom-Telephone Services	516652	281,680	30,000	30,000	30,000	0	0.0%
ADS PM SOV Employee Expense	516683	147,598	0	0	0	0	0.0%
Advertising - Job Vacancies	516820	374	0	0	0	0	0.0%
Trade Shows & Events	516870	620	3,000	3,000	3,000	0	0.0%
Printing and Binding	517000	40,716	45,900	45,900	45,900	0	0.0%
Printing & Binding-Bgs Copy Ct	517005	112,623	143,500	143,500	143,500	0	0.0%
Registration For Meetings&Conf	517100	6,399	10,000	10,000	10,000	0	0.0%
Empl Train & Background Checks	517120	1,340	0	0	0	0	0.0%
Postage	517200	316,503	341,330	341,330	341,330	0	0.0%
Postage - Bgs Postal Svcs Only	517205	218,612	250,000	250,000	250,000	0	0.0%
Freight & Express Mail	517300	1,755	0	0	0	0	0.0%
Instate Conf, Meetings, Etc	517400	893	0	0	0	0	0.0%
Agency Fee	519005	58,743	85,582	85,582	50,470	(35,112)	-41.0%
Human Resources Services	519006	113,756	109,259	109,259	115,018	5,759	5.3%
Security Services	519025	2,883	0	0	0	0	0.0%
Moving State Agencies	519040	4,895	3,000	3,000	3,000	0	0.0%
<b>Total: Other Purchased Services</b>		<b>1,377,610</b>	<b>1,120,189</b>	<b>1,120,189</b>	<b>1,092,475</b>	<b>(27,714)</b>	<b>-2.5%</b>

**State of Vermont  
Budget Detail Report**

Organization: 1140010000 - Tax - administration/collection

		FY2020 Actuals	FY2021 Original As Passed Budget	FY2021 Governor's BAA Recommended Budget	FY2022 Governor's Recommended Budget	Difference Between FY2022 Governor's Recommend and FY2021 As Passed	Percent Change FY2022 Governor's Recommend and FY2021 As Passed
<b>Property and Maintenance</b>							
Description	Code						
Recycling	510220	2,465	6,000	6,000	6,000	0	0.0%
Custodial	510400	1,441	2,040	2,040	2,040	0	0.0%
Repair & Maint - Buildings	512000	0	75,000	75,000	75,000	0	0.0%
Repair & Maint - Office Tech	513010	43,908	44,950	44,950	44,950	0	0.0%
<b>Total: Property and Maintenance</b>		<b>47,815</b>	<b>127,990</b>	<b>127,990</b>	<b>127,990</b>	<b>0</b>	<b>0.0%</b>

		FY2020 Actuals	FY2021 Original As Passed Budget	FY2021 Governor's BAA Recommended Budget	FY2022 Governor's Recommended Budget	Difference Between FY2022 Governor's Recommend and FY2021 As Passed	Percent Change FY2022 Governor's Recommend and FY2021 As Passed
<b>Rental Other</b>							
Description	Code						
Rental - Auto	514550	22,050	18,000	18,000	18,000	0	0.0%
Rental - Office Equipment	514650	350	0	0	0	0	0.0%
<b>Total: Rental Other</b>		<b>22,400</b>	<b>18,000</b>	<b>18,000</b>	<b>18,000</b>	<b>0</b>	<b>0.0%</b>

		FY2020 Actuals	FY2021 Original As Passed Budget	FY2021 Governor's BAA Recommended Budget	FY2022 Governor's Recommended Budget	Difference Between FY2022 Governor's Recommend and FY2021 As Passed	Percent Change FY2022 Governor's Recommend and FY2021 As Passed
<b>Rental Property</b>							
Description	Code						
Rent Land & Bldgs-Office Space	514000	20,814	21,150	21,150	21,150	0	0.0%
Fee-For-Space Charge	515010	830,137	795,321	795,321	869,950	74,629	9.4%
<b>Total: Rental Property</b>		<b>850,951</b>	<b>816,471</b>	<b>816,471</b>	<b>891,100</b>	<b>74,629</b>	<b>9.1%</b>

**State of Vermont  
Budget Detail Report**

Organization: 1140010000 - Tax - administration/collection

<b>Supplies</b>		<b>FY2020 Actuals</b>	<b>FY2021 Original As Passed Budget</b>	<b>FY2021 Governor's BAA Recommended Budget</b>	<b>FY2022 Governor's Recommended Budget</b>	<b>Difference Between FY2022 Governor's Recommend and FY2021 As Passed</b>	<b>Percent Change FY2022 Governor's Recommend and FY2021 As Passed</b>
<b>Description</b>	<b>Code</b>						
Office Supplies	520000	28,676	24,000	24,000	24,000	0	0.0%
Stationary & Envelopes	520015	0	2,000	2,000	2,000	0	0.0%
Gasoline	520110	44	0	0	0	0	0.0%
Other General Supplies	520500	253	0	0	0	0	0.0%
Food	520700	1,079	1,650	1,650	1,650	0	0.0%
Subscriptions	521510	65,830	86,800	86,800	86,800	0	0.0%
<b>Total: Supplies</b>		<b>95,881</b>	<b>114,450</b>	<b>114,450</b>	<b>114,450</b>	<b>0</b>	<b>0.0%</b>

<b>Travel</b>		<b>FY2020 Actuals</b>	<b>FY2021 Original As Passed Budget</b>	<b>FY2021 Governor's BAA Recommended Budget</b>	<b>FY2022 Governor's Recommended Budget</b>	<b>Difference Between FY2022 Governor's Recommend and FY2021 As Passed</b>	<b>Percent Change FY2022 Governor's Recommend and FY2021 As Passed</b>
<b>Description</b>	<b>Code</b>						
Travel-Inst-Auto Mileage-Emp	518000	49,986	45,000	45,000	45,000	0	0.0%
Travel-Inst-Other Transp-Emp	518010	2,987	5,000	5,000	5,000	0	0.0%
Travel-Inst-Meals-Emp	518020	187	150	150	150	0	0.0%
Travel-Inst-Lodging-Emp	518030	2,171	200	200	200	0	0.0%
Travel-Inst-Incidentals-Emp	518040	106	200	200	200	0	0.0%
Travel-Inst-Auto Mileage-Nonemp	518300	3,212	263	263	263	0	0.0%
Travel-Inst-Meals-Nonemp	518320	240	750	750	750	0	0.0%
Travel-Outst-Auto Mileage-Emp	518500	566	2,000	2,000	2,000	0	0.0%
Travel-Outst-Other Transp-Emp	518510	4,157	4,500	4,500	4,500	0	0.0%
Travel-Outst-Meals-Emp	518520	966	1,000	1,000	1,000	0	0.0%
Travel-Outst-Lodging-Emp	518530	12,196	9,000	9,000	9,000	0	0.0%
Travel-Outst-Incidentals-Emp	518540	469	500	500	500	0	0.0%
<b>Total: Travel</b>		<b>77,242</b>	<b>68,563</b>	<b>68,563</b>	<b>68,563</b>	<b>0</b>	<b>0.0%</b>

**State of Vermont  
Budget Detail Report**

Organization: 1140010000 - Tax - administration/collection

<b>Rentals</b>			FY2021 Original As Passed Budget	FY2021 Governor's BAA Recommended Budget	FY2022 Governor's Recommended Budget	Difference Between FY2022 Governor's Recommend and FY2021 As Passed	Percent Change FY2022 Governor's Recommend and FY2021 As Passed
Description	Code						
Software-License-ApplicaSupprt	516551	0	10,857	10,857	10,857	0	0.0%
<b>Total: Rentals</b>		<b>0</b>	<b>10,857</b>	<b>10,857</b>	<b>10,857</b>	<b>0</b>	<b>0.0%</b>
<b>Total: 2. OPERATING</b>		<b>6,166,261</b>	<b>5,969,247</b>	<b>5,969,247</b>	<b>6,063,586</b>	<b>94,339</b>	<b>1.6%</b>

**Budget Object Group: 3. GRANTS**

<b>Grants Rollup</b>		FY2020 Actuals			FY2022 Governor's Recommended Budget	Difference Between FY2022 Governor's Recommend and As Passed	Percent Change FY2022 Governor's Recommend and As Passed
Description	Code						
Other Grants	550500	27,092	0	0	0	0	0.0%
<b>Total: Grants Rollup</b>		<b>27,092</b>	<b>0</b>	<b>0</b>	<b>0</b>	<b>0</b>	<b>0.0%</b>
<b>Total: 3. GRANTS</b>		<b>27,092</b>	<b>0</b>	<b>0</b>	<b>0</b>	<b>0</b>	<b>0.0%</b>
<b>Total Expenses:</b>		<b>21,246,257</b>	<b>22,027,098</b>	<b>22,027,098</b>	<b>22,423,182</b>	<b>396,084</b>	<b>1.8%</b>

<b>Fund Name</b>	<b>Fund Code</b>	<b>FY2020 Actuals</b>	FY2021 Original As Passed Budget	FY2021 Governor's BAA Recommended Budget	FY2022 Governor's Recommended Budget	Difference Between FY2022 Governor's Recommend and FY2021 As Passed	Percent Change FY2022 Governor's Recommend and FY2021 As Passed
General Fund	10000	19,624,988	19,989,515	19,989,515	20,382,265	392,750	2.0%
Inter-Unit Transfers Fund	21500	142,566	34,109	34,109	34,109	0	0.0%
Tax-Miscellaneous Fees	21590	392,888	498,549	498,549	505,453	6,904	1.4%
Tax-Local Option Process Fees	21591	706,477	752,992	752,992	1,072,422	319,430	42.4%
Tax-Current Use Admin	21594	76,530	428,933	428,933	428,933	0	0.0%
Coronavirus Relief Fund	22045	302,807	323,000	323,000	0	(323,000)	-100.0%
<b>Funds Total:</b>		<b>21,246,257</b>	<b>22,027,098</b>	<b>22,027,098</b>	<b>22,423,182</b>	<b>396,084</b>	<b>1.8%</b>

**State of Vermont  
Position Report**

**1140010000-Tax - administration/collection**

<b>Position Number</b>	<b>Classification</b>	<b>FTE</b>	<b>Count</b>	<b>Gross Salary</b>	<b>Benefits Total</b>	<b>Statutory Total</b>	<b>Total</b>
080001	089190 - Administrative Srvc Tech III	1	1	53,622	29,250	4,103	86,975
080002	040100 - Director Taxpayer Services	1	1	103,230	33,598	7,897	144,725
080004	062300 - Prop Valu Dist Advisor	1	1	58,864	30,146	4,504	93,514
080006	037700 - Tax Examiner II	1	1	41,392	27,539	3,166	72,097
080010	551600 - VTax Support Coordinator	1	1	74,776	33,551	5,720	114,047
080011	548500 - Taxpayer Services Sec Chief	1	1	80,163	35,042	6,132	121,337
080012	089190 - Administrative Srvc Tech III	1	1	52,104	20,578	3,986	76,668
080014	089210 - Administrative Srvc Tech IV	1	1	59,550	33,794	4,555	97,899
080015	037800 - Tax Examiner III	1	1	47,715	11,280	3,650	62,645
080017	039201 - Tax Examiner V	1	1	74,942	33,903	5,733	114,578
080020	039200 - Tax Examiner IV	1	1	50,461	11,044	3,861	65,366
080021	089210 - Administrative Srvc Tech IV	1	1	53,373	20,855	4,083	78,311
080022	039201 - Tax Examiner V	1	1	58,531	12,805	4,478	75,814
080023	036300 - Tax Compliance Officer III	1	1	48,693	39,010	3,725	91,428

**State of Vermont  
Position Report**

**1140010000-Tax - administration/collection**

080025	038420 - PVR Program Manager	1	1	72,821	39,695	5,571	118,087
080026	004003 - Tax Clerk III	1	1	49,442	34,594	3,782	87,818
080028	208801 - Business Analyst AC: Tax	1	1	79,997	41,261	6,120	127,378
080031	551600 - VTax Support Coordinator	1	1	58,864	30,146	4,504	93,514
080032	036601 - Tax Compliance Section Chief	1	1	84,635	42,273	6,474	133,382
080035	062400 - Property Valuation Ops Chief	1	1	79,997	35,006	6,120	121,123
080036	239500 - Senior Fiscal Analyst	1	1	79,789	17,444	6,104	103,337
080038	551600 - VTax Support Coordinator	1	1	55,203	35,850	4,223	95,276
080039	089040 - Financial Specialist III	1	1	44,013	28,117	3,367	75,497
080040	089240 - Administrative Srvc Cord III	1	1	58,864	36,649	4,504	100,017
080041	037800 - Tax Examiner III	1	1	49,254	19,956	3,768	72,978
080042	500090 - Tax Field Audit Section Chief	1	1	82,742	35,605	6,330	124,677
080046	436100 - Tax Compliance Officer II	1	1	64,750	31,406	4,954	101,110
080047	039201 - Tax Examiner V	1	1	62,546	14,517	4,785	81,848
080049	551600 - VTax Support Coordinator	1	1	55,203	12,078	4,223	71,504

**State of Vermont  
Position Report**

**1140010000-Tax - administration/collection**

080050	548550 - Taxpayer Serv Review Sec Chief	1	1	98,800	45,364	7,559	151,723
080051	436500 - Tax Compliance Officer I	1	1	45,136	20,493	3,452	69,081
080052	028700 - Tax Field Auditor II	1	1	50,461	34,816	3,861	89,138
080053	028500 - Tax Field Auditor IV	1	1	75,275	33,976	5,758	115,009
080055	062300 - Prop Valu Dist Advisor	1	1	70,637	32,963	5,403	109,003
080056	555001 - Research Economist	1	1	60,195	23,970	4,605	88,770
080058	436500 - Tax Compliance Officer I	1	1	43,514	10,364	3,329	57,207
080059	037200 - Tax Field Auditor III	1	1	62,546	31,198	4,785	98,529
080062	208801 - Business Analyst AC: Tax	1	1	68,536	15,535	5,243	89,314
080064	549400 - Property Tax Specialist I	1	1	45,136	19,057	3,452	67,645
080065	436100 - Tax Compliance Officer II	1	1	49,254	28,297	3,768	81,319
080067	037200 - Tax Field Auditor III	1	1	77,106	40,630	5,899	123,635
080070	039200 - Tax Examiner IV	1	1	52,146	12,027	3,989	68,162
080071	089240 - Administrative Srvc Cord III	1	1	58,864	36,649	4,504	100,017
080073	028900 - Taxpayer Advocate	1	1	75,275	25,317	5,758	106,350



**State of Vermont  
Position Report**

**1140010000-Tax - administration/collection**

080077	089210 - Administrative Srvc Tech IV	1	1	51,896	20,533	3,970	76,399
080081	534900 - Business Appl Support Manager	1	1	79,789	40,879	6,104	126,772
080083	039201 - Tax Examiner V	1	1	64,542	24,918	4,938	94,398
080085	037800 - Tax Examiner III	1	1	57,886	30,181	4,428	92,495
080086	042000 - Tax Policy Analyst	1	1	77,771	32,920	5,950	116,641
080090	037700 - Tax Examiner II	1	1	46,051	27,404	3,523	76,978
080091	037800 - Tax Examiner III	1	1	47,715	10,444	3,650	61,809
080093	037200 - Tax Field Auditor III	1	1	62,546	14,517	4,785	81,848
080094	028700 - Tax Field Auditor II	1	1	55,682	12,784	4,259	72,725
080095	028500 - Tax Field Auditor IV	1	1	79,560	41,166	6,087	126,813
080097	548500 - Taxpayer Services Sec Chief	1	1	74,984	33,912	5,736	114,632
080102	036300 - Tax Compliance Officer III	1	1	53,830	35,551	4,118	93,499
080103	039201 - Tax Examiner V	1	1	60,507	22,412	4,628	87,547
080104	039201 - Tax Examiner V	1	1	56,680	13,237	4,336	74,253
080105	037800 - Tax Examiner III	1	1	56,056	36,037	4,288	96,381

**State of Vermont  
Position Report**

**1140010000-Tax - administration/collection**

080106	089190 - Administrative Svcs Tech III	1	1	49,234	19,952	3,766	72,952
080107	089130 - Financial Director I	1	1	85,218	27,805	6,519	119,542
080108	089080 - Financial Manager I	1	1	70,907	24,382	5,424	100,713
080110	436100 - Tax Compliance Officer II	1	1	46,051	33,959	3,523	83,533
080111	036300 - Tax Compliance Officer III	1	1	55,682	29,700	4,259	89,641
080112	036400 - Tax Compliance Officer IV	1	1	64,917	23,100	4,966	92,983
080113	039303 - Tax Examiner VI	1	1	66,290	37,990	5,071	109,351
080118	039201 - Tax Examiner V	1	1	62,546	22,857	4,785	90,188
080119	478100 - Business Process Manager	1	1	77,563	25,807	5,934	109,304
080120	042000 - Tax Policy Analyst	1	1	77,771	25,851	5,950	109,572
080122	549500 - Property Tax Specialist III	1	1	57,034	12,237	4,363	73,634
080125	208801 - Business Analyst AC: Tax	1	1	60,195	14,004	4,605	78,804
080126	551600 - VTax Support Coordinator	1	1	57,034	21,654	4,363	83,051
080128	436100 - Tax Compliance Officer II	1	1	49,254	34,552	3,768	87,574
080130	037800 - Tax Examiner III	1	1	49,254	28,297	3,768	81,319

**State of Vermont  
Position Report**

**1140010000-Tax - administration/collection**

080132	037800 - Tax Examiner III	1	1	49,254	10,780	3,768	63,802
080133	062300 - Prop Valu Dist Advisor	1	1	62,982	34,543	4,818	102,343
080137	515500 - AGO Legal Assistant II	1	1	59,550	22,203	4,555	86,308
080139	039201 - Tax Examiner V	1	1	62,546	41,922	4,785	109,253
080140	037700 - Tax Examiner II	1	1	47,195	19,507	3,610	70,312
080141	026500 - Assistant Director of Tax Comp	1	1	79,789	35,145	6,104	121,038
080142	062100 - Property Tax Supervisor	1	1	92,664	44,025	7,089	143,778
080144	039303 - Tax Examiner VI	1	1	68,536	23,875	5,243	97,654
080145	536000 - AsstDirector Taxpayer Services	1	1	82,472	27,205	6,309	115,986
080146	208801 - Business Analyst AC: Tax	1	1	60,195	14,004	4,605	78,804
080148	062300 - Prop Valu Dist Advisor	1	1	53,560	35,492	4,098	93,150
080150	039303 - Tax Examiner VI	1	1	66,290	14,498	5,071	85,859
080151	039201 - Tax Examiner V	1	1	62,546	37,453	4,785	104,784
080152	549500 - Property Tax Specialist III	1	1	55,203	35,850	4,223	95,276
080155	039200 - Tax Examiner IV	1	1	52,146	35,183	3,989	91,318

**State of Vermont  
Position Report**

**1140010000-Tax - administration/collection**

080156	089120 - Financial Manager III	1	1	62,608	37,610	4,790	105,008
080157	039200 - Tax Examiner IV	1	1	50,461	28,561	3,861	82,883
080159	010500 - Tax Compliance Data Analyst	1	1	64,917	31,715	4,966	101,598
080160	549500 - Property Tax Specialist III	1	1	58,864	30,529	4,504	93,897
080163	042000 - Tax Policy Analyst	1	1	63,960	14,825	4,893	83,678
080165	036300 - Tax Compliance Officer III	1	1	57,470	21,507	4,396	83,373
080166	552400 - PVR Field Director	1	1	90,646	43,585	6,934	141,165
080167	039201 - Tax Examiner V	1	1	66,290	23,674	5,071	95,035
080173	001700 - Web Design & Info Mang Coord	1	1	60,840	37,081	4,654	102,575
080175	089190 - Administrative Srvc Tech III	1	1	52,104	20,578	3,986	76,668
080176	089040 - Financial Specialist III	1	1	44,013	27,255	3,367	74,635
080177	039200 - Tax Examiner IV	1	1	52,146	28,928	3,989	85,063
080178	548500 - Taxpayer Services Sec Chief	1	1	80,163	26,701	6,132	112,996
080179	062300 - Prop Valu Dist Advisor	1	1	58,864	36,649	4,504	100,017
080180	062300 - Prop Valu Dist Advisor	1	1	58,864	22,053	4,504	85,421

**State of Vermont  
Position Report**

**1140010000-Tax - administration/collection**

080183	089190 - Administrative Srvc Tech III	1	1	49,234	28,293	3,766	81,293
080185	039303 - Tax Examiner VI	1	1	68,536	32,216	5,243	105,995
080186	037804 - Tax Program Training Specialis	1	1	66,290	38,270	5,071	109,631
080187	036400 - Tax Compliance Officer IV	1	1	70,637	38,920	5,403	114,960
080189	037700 - Tax Examiner II	1	1	53,373	29,196	4,083	86,652
080190	552000 - Senior Property Assessor	1	1	66,290	15,054	5,071	86,415
080192	089040 - Financial Specialist III	1	1	56,056	21,441	4,288	81,785
080193	037800 - Tax Examiner III	1	1	49,254	34,552	3,768	87,574
080194	039201 - Tax Examiner V	1	1	62,546	31,198	4,785	98,529
080202	037800 - Tax Examiner III	1	1	54,246	12,477	4,150	70,873
080203	037600 - Tax Examiner I	1	1	40,581	18,063	3,104	61,748
080204	552200 - Compliance Audit Manager	1	1	88,088	43,027	6,738	137,853
080205	037200 - Tax Field Auditor III	1	1	60,507	30,753	4,628	95,888
080206	028700 - Tax Field Auditor II	1	1	50,461	34,603	3,861	88,925
080207	037200 - Tax Field Auditor III	1	1	54,704	35,868	4,185	94,757

**State of Vermont  
Position Report**

**1140010000-Tax - administration/collection**

080209	088800 - Tax Internal Audit Sect Chief	1	1	74,984	40,167	5,736	120,887
080210	506800 - Tax Compliance Corp Audit Spec	1	1	80,163	41,297	6,132	127,592
080211	028500 - Tax Field Auditor IV	1	1	66,290	38,270	5,071	109,631
080213	037200 - Tax Field Auditor III	1	1	62,546	22,857	4,785	90,188
080214	028700 - Tax Field Auditor II	1	1	53,830	40,020	4,118	97,968
080215	037600 - Tax Examiner I	1	1	39,208	17,764	3,000	59,972
080216	037600 - Tax Examiner I	1	1	39,208	27,057	3,000	69,265
080217	028500 - Tax Field Auditor IV	1	1	62,130	31,107	4,753	97,990
080218	548500 - Taxpayer Services Sec Chief	1	1	87,589	36,663	6,701	130,953
080220	085250 - Business Project Manager	1	1	79,997	41,261	6,120	127,378
080221	038400 - Director of Tax Compliance	1	1	109,325	33,316	8,363	151,004
080222	549400 - Property Tax Specialist I	1	1	48,693	21,459	3,725	73,877
080223	037801 - Tax Education Specialist	1	1	54,246	35,642	4,150	94,038
080224	551600 - VTax Support Coordinator	1	1	57,034	29,995	4,363	91,392
080225	089080 - Financial Manager I	0.8	1	46,376	19,328	3,547	69,251

**State of Vermont  
Position Report**

**1140010000-Tax - administration/collection**

080226	036300 - Tax Compliance Officer III	1	1	52,146	20,587	3,989	76,722
080227	010500 - Tax Compliance Data Analyst	1	1	55,203	12,914	4,223	72,340
080228	515700 - AGO Paralegal I	1	1	49,254	34,552	3,768	87,574
087001	90120A - Commissioner	1	1	128,877	37,628	9,859	176,364
087002	90570D - Deputy Commissioner	1	1	112,133	48,531	8,578	169,242
087003	95866E - Staff Attorney I	1	1	58,302	12,889	4,460	75,651
087004	95868E - Staff Attorney III	1	1	80,288	41,510	6,142	127,940
087006	95869E - Staff Attorney IV	1	1	96,533	30,495	7,385	134,413
087008	95875E - Sr Asst Atty General	1	1	102,211	46,343	7,819	156,373
087010	95570B - Dir Prop Valu&Review	1	1	93,434	44,408	7,148	144,990
087011	95869E - Staff Attorney IV	1	1	86,902	42,968	6,648	136,518
087012	95869E - Staff Attorney IV	1	1	97,926	35,508	7,491	140,925
087014	91110E - Economist	1	1	110,000	42,668	8,415	161,083
087018	95360E - Principal Assistant	1	1	69,181	32,513	5,292	106,986
087019	91590E - Private Secretary	1	1	48,942	19,795	3,744	72,481

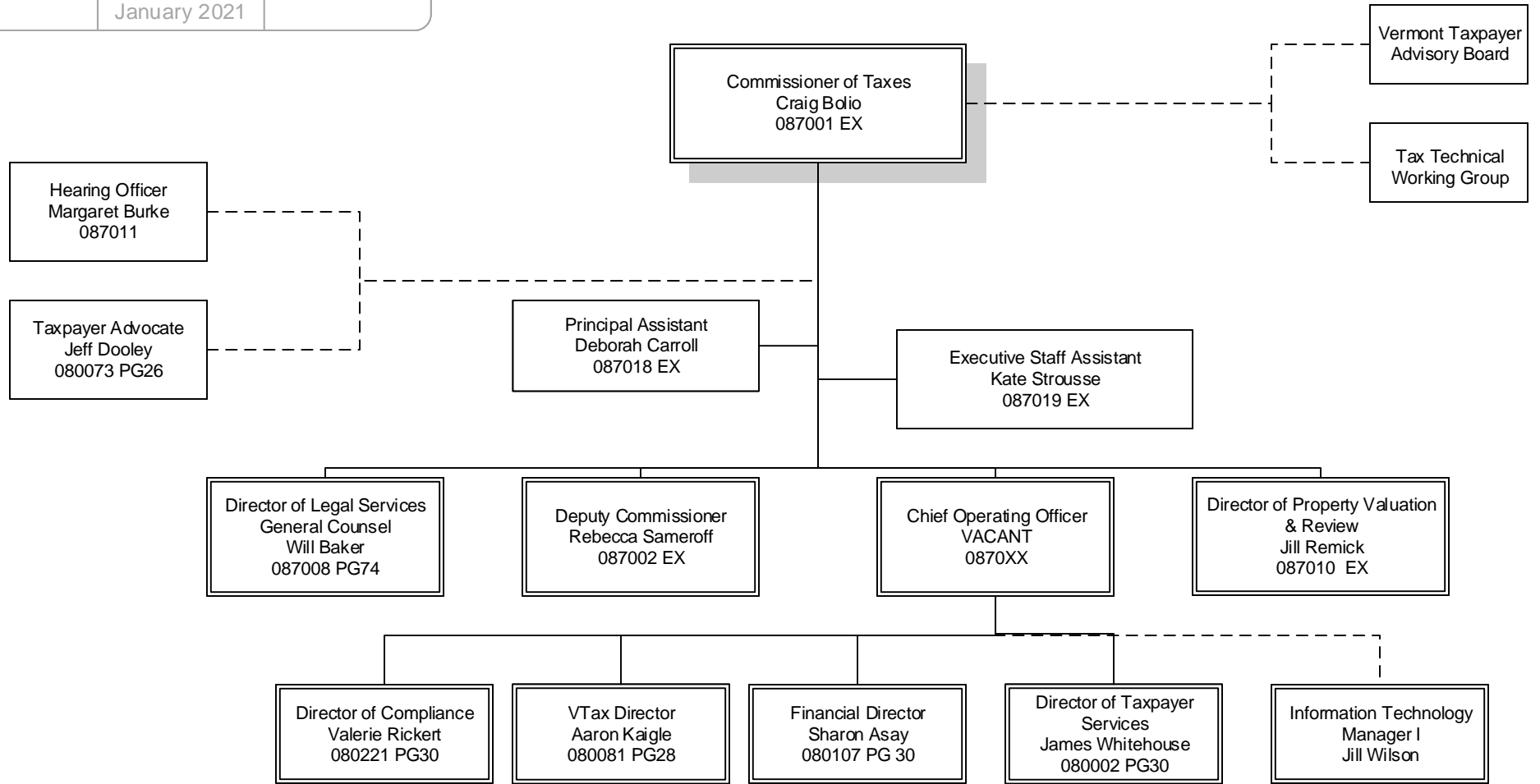
**State of Vermont  
Position Report**

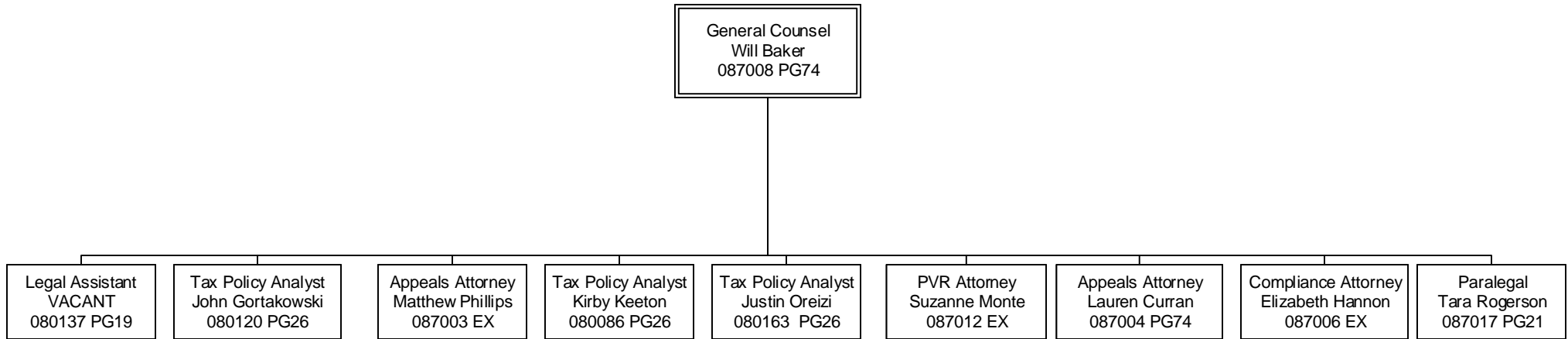
**1140010000-Tax - administration/collection**

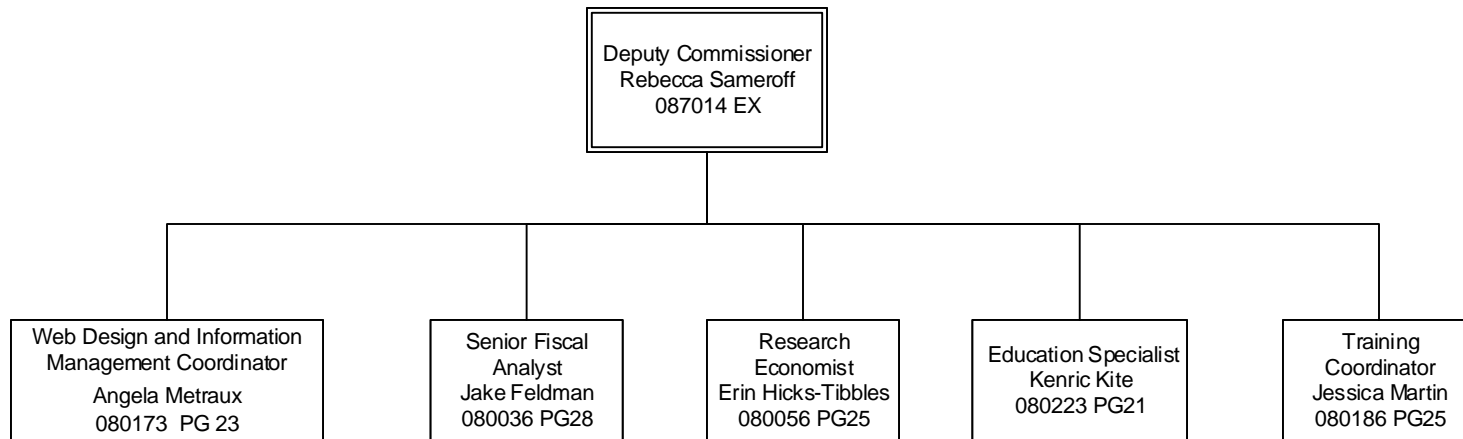
<b>Total</b>	<b>148.8</b>	<b>149</b>	<b>9,593,754</b>	<b>4,303,069</b>	<b>733,923</b>	<b>14,630,746</b>
--------------	--------------	------------	------------------	------------------	----------------	-------------------

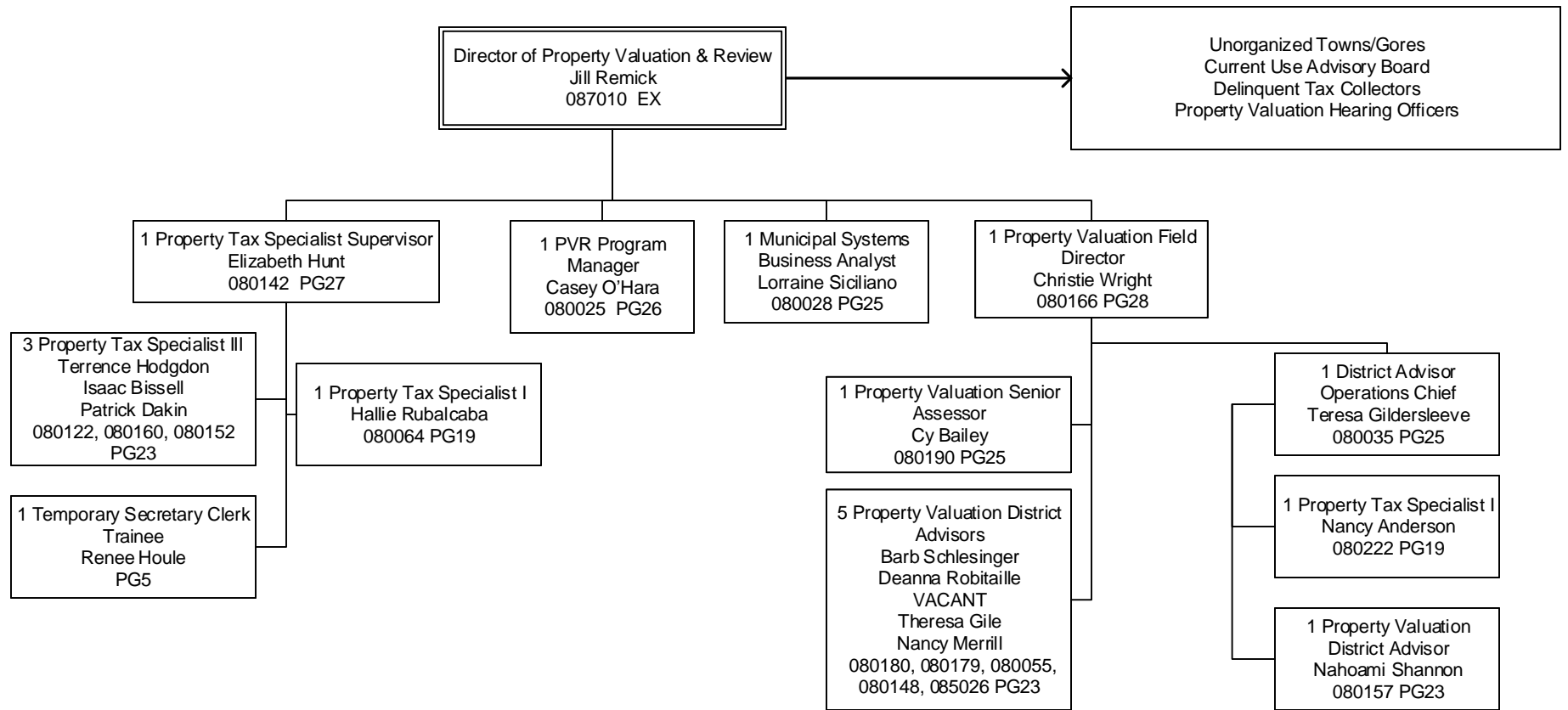
<b>Fund Code</b>	<b>Fund Name</b>	<b>FTE</b>	<b>Count</b>	<b>Gross Salary</b>	<b>Benefits Total</b>	<b>Statutory Total</b>	<b>Total</b>
10000	General Fund	148.8	149	9,593,754	4,303,069	733,923	14,630,746
<b>Total</b>		<b>148.8</b>	<b>149</b>	<b>9,593,754</b>	<b>4,303,069</b>	<b>733,923</b>	<b>14,630,746</b>

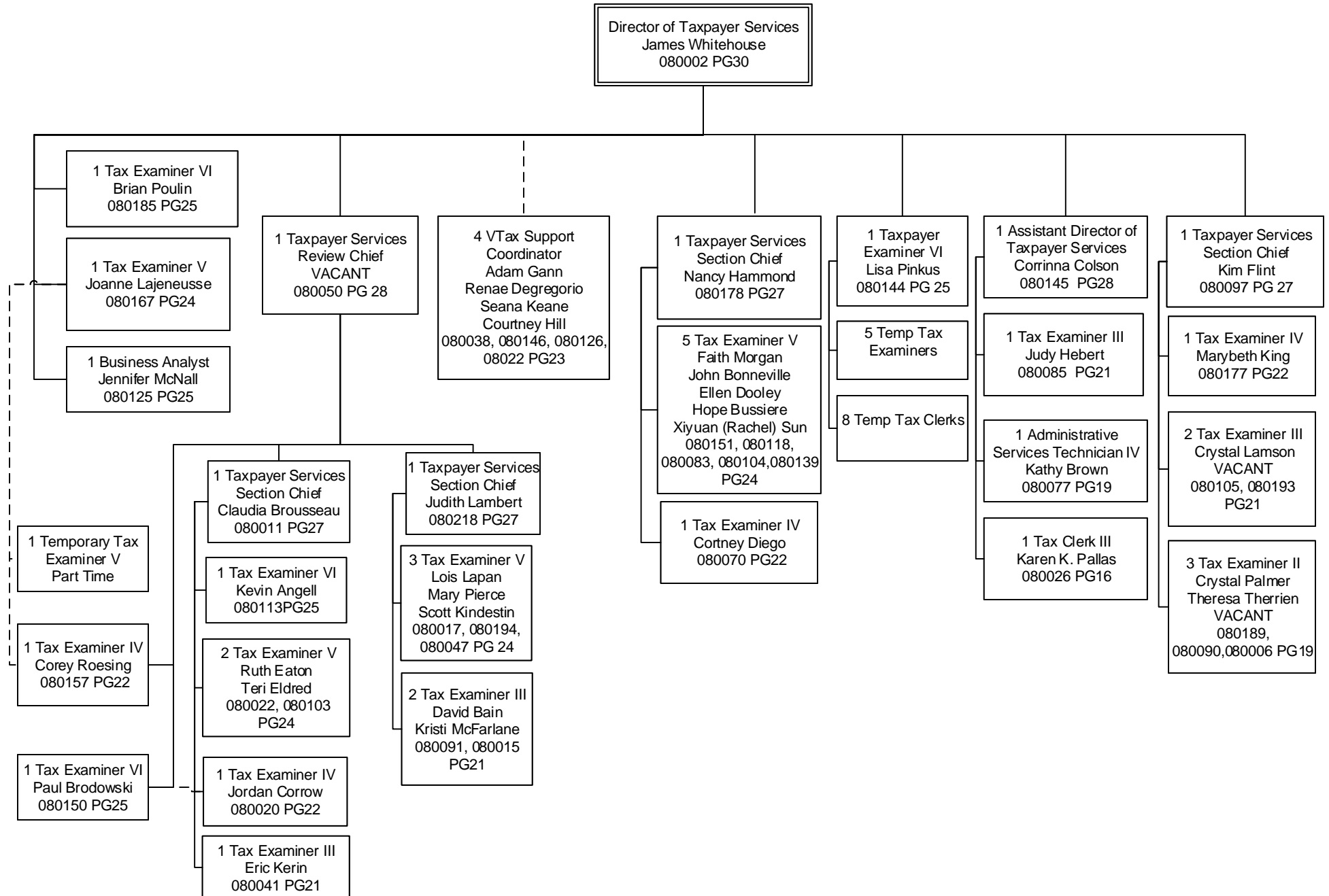


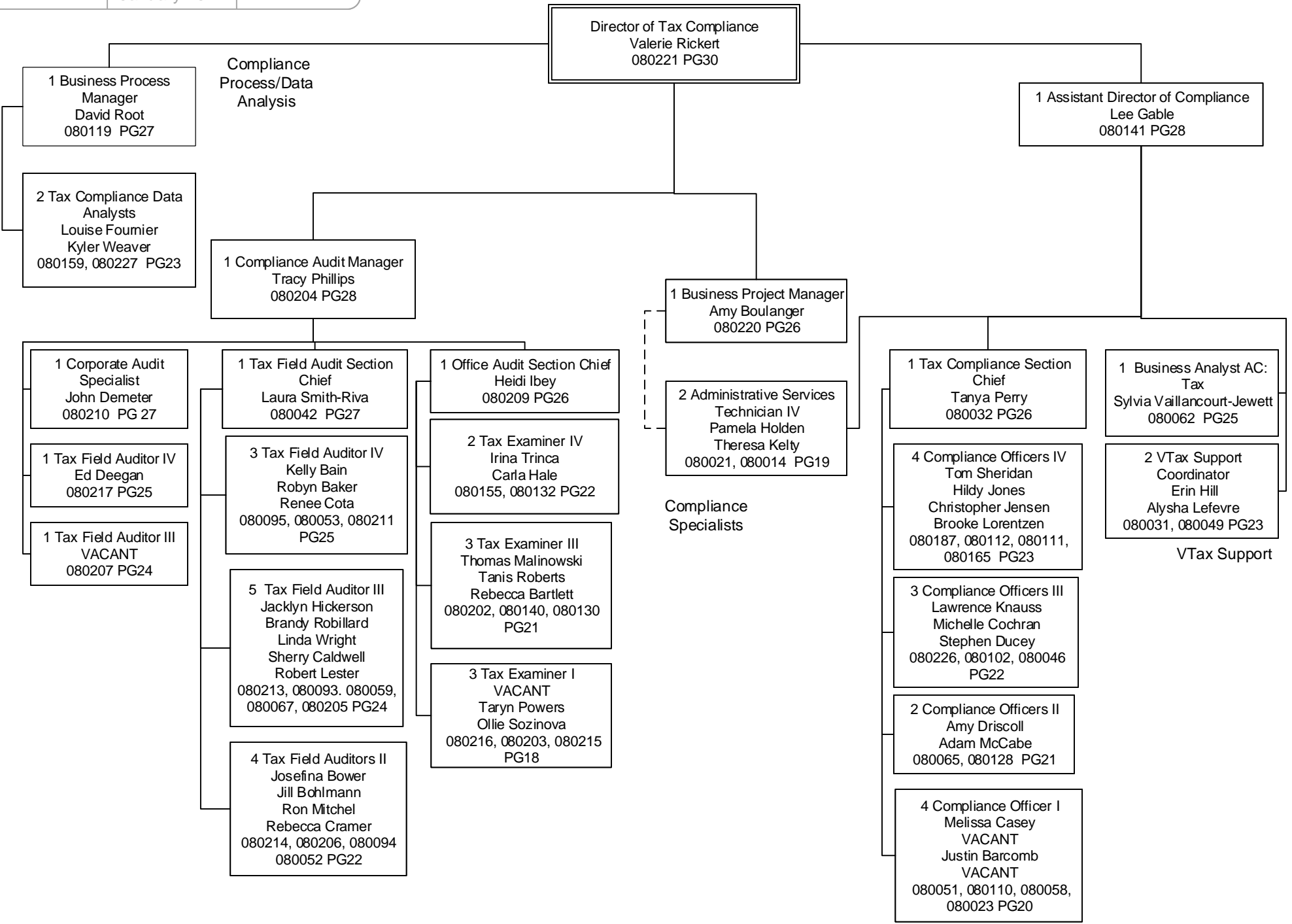


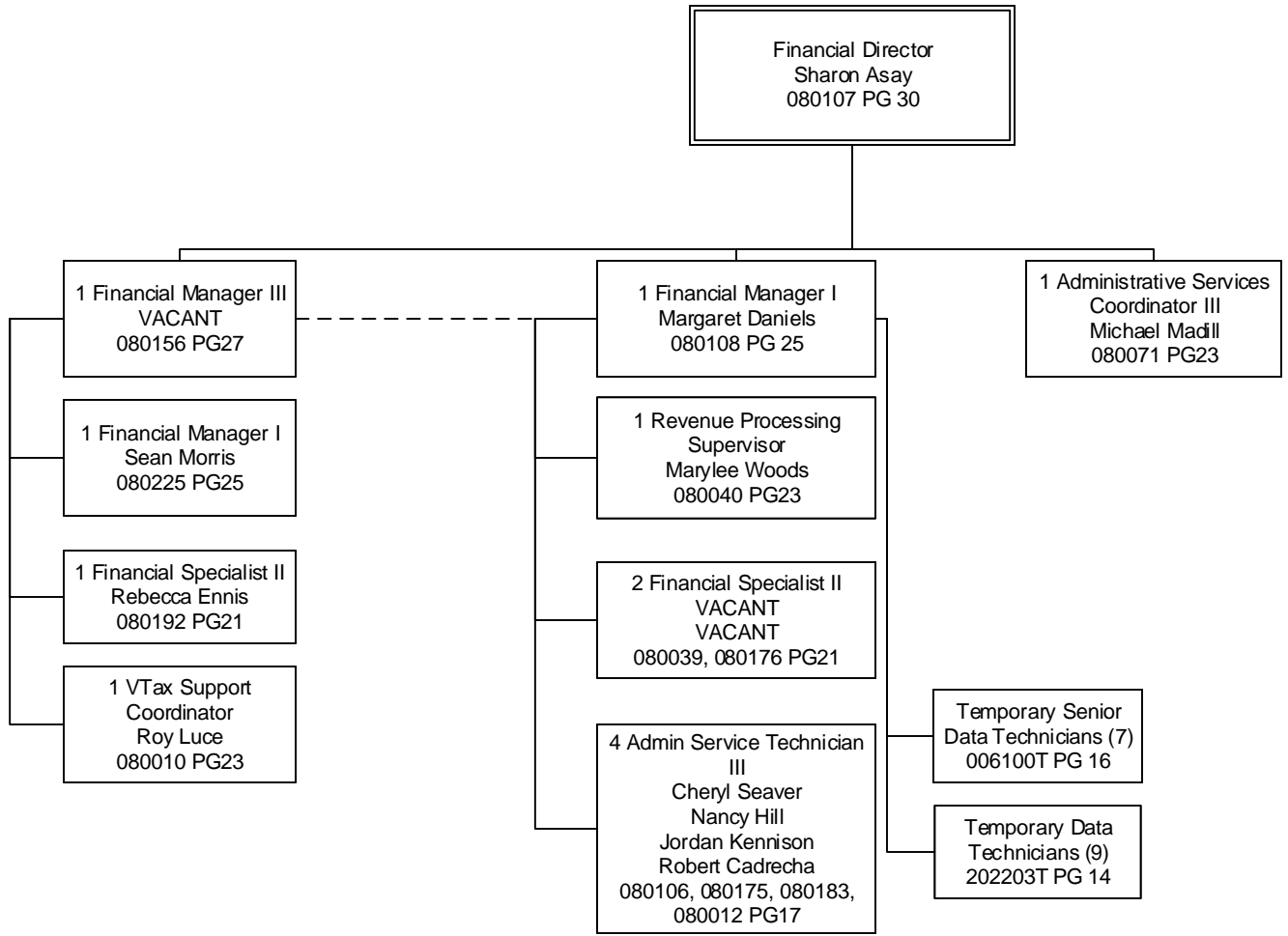


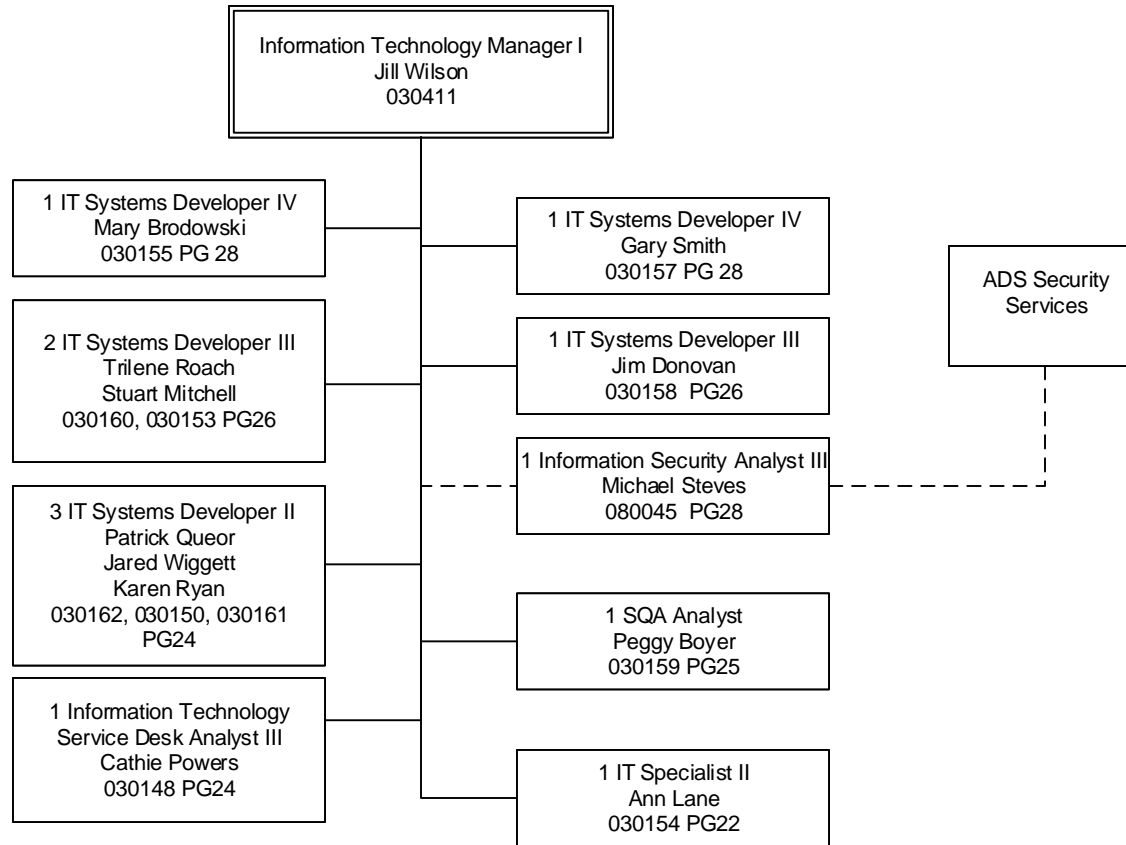














**State of Vermont  
Interdepartmental Transfers Receipt Report**

**Department: 1140010000 - Tax - administration/collection**

Budget Request Code	Fund	Justification	Est Amount
11172	21500	JFO BU 01220	\$ 34,109.00
		<b>Total</b>	<b>\$ 34,109.00</b>

**State of Vermont  
Grants to Non-State Entities Report**

**Department: 1140030000 - Payments in lieu of taxes - correctional facilities**

Budget Request Code	Fund	Justification	Est Amount
11163	21485		\$ 40,000.00
		<b>Total</b>	<b>\$ 40,000.00</b>

**Department: 1150800000 - Payments in lieu of taxes - Montpelier**

Budget Request Code	Fund	Justification	Est Amount
11162	21485		\$ 184,000.00
		<b>Total</b>	<b>\$ 184,000.00</b>

**Department: 1140020000 - Payments in lieu of taxes**

Budget Request Code	Fund	Justification	Est Amount
11161	21485		\$ 9,750,000.00
		<b>Total</b>	<b>\$ 9,750,000.00</b>

**Department: 1140040000 - Homeowner rebate**

Budget Request Code	Fund	Justification	Est Amount
---------------------	------	---------------	------------

**State of Vermont  
Grants to Non-State Entities Report**

10957	10000		\$	18,600,000.00
		<b>Total</b>	\$	<b>18,600,000.00</b>

**Department: 1140330000 - Renter rebate**

Budget Request Code	Fund	Justification		Est Amount
10959	10000		\$	9,500,000.00
		<b>Total</b>	\$	<b>9,500,000.00</b>

**Department: 1140060000 - Tax department - reappraisal and listing payments**

Budget Request Code	Fund	Justification		Est Amount
10960	10000		\$	3,313,356.00
		<b>Total</b>	\$	<b>3,313,356.00</b>

**Department: 1140070000 - Use tax reimbursement fund - municipal current use**

Budget Request Code	Fund	Justification		Est Amount
10958	10000		\$	17,824,193.00
		<b>Total</b>	\$	<b>17,824,193.00</b>
		<b>Grand Total</b>	\$	<b>59,211,549.00</b>