


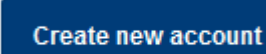
1 Go to <https://secure.vermont.gov/TAX/ecuse/home>

2 Click 

3 Click 

4 Enter your information into the form:

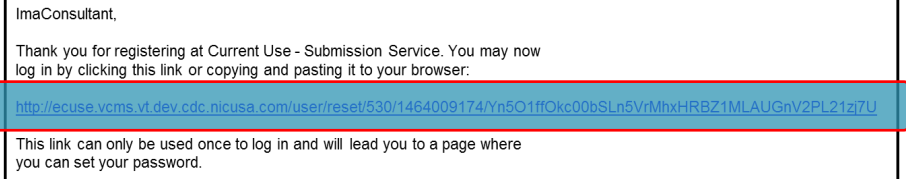
- ✓ Username
- ✓ Email address
- ✓ First Name
- ✓ Last Name
- ✓ Company Name (optional)
- ✓ Mailing Address
- ✓ City
- ✓ State
- ✓ Zip
- ✓ Primary Phone
- ✓ Secondary Phone (optional)

5 Click 

eCuse website: <https://secure.vermont.gov/TAX/ecuse/home>
Current Use Program
 Division of Property Valuation and Review
 Vermont Department of Taxes

Phone: (802) 828-5860, ext. 1
 Email: tax.currentuse@vermont.gov

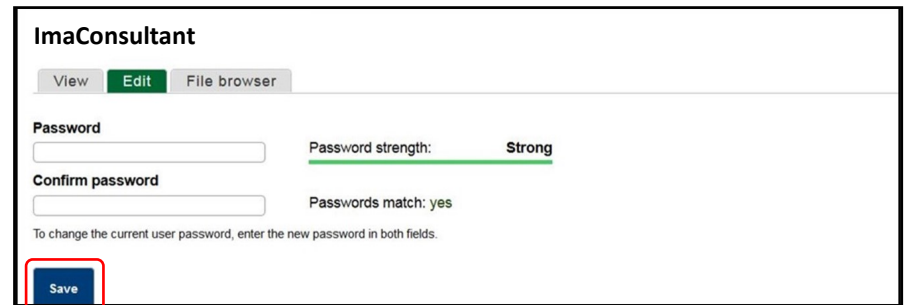
6 Check your email (the address you entered into the form). Click the link shown in the email. This link can be used only once to create your password.



7 The link will direct you to the “Reset Password” screen.

Click 

8 Create your password. Click Save.



You are now logged in to eCuse and may start your application.